



**Mrcartool®**

# **Multi-function Smart Slope Meter User Manual**

**M85**

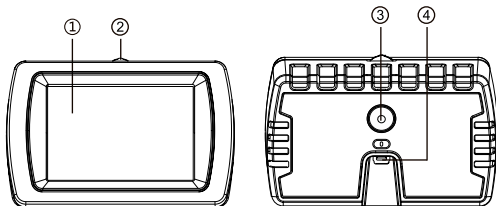
## ► Copyright Information

All rights reserved by SHENZHEN MRCARTOOL CO., LTD. No part of this publication may be reproduced, stored in a retrieval system, or transmitted in any form by any means, recording, mechanical, electronic, photocopying or otherwise, without the prior written permission of MRCARTOOL. The information contained herein is designed only for the use of this unit. MRCARTOOL is not responsible for any use of this information as applied to other units.

## ► Product Introduction

M85 off-road slope meter is a compact and powerful car instrument which can show the car speed, time, altitude, mileage etc, perfect for off-road vehicle without an incline meter.

## ► Product Structure







① HD LCD display    ② Function button    ③ Light sensor port    ④ MiniUSB interface

## ► Product Installation

- Plug the car charger cable into the vehicle, then plug the miniUSB head into the socket on the back of the console.
- The supplied modification cable can be connected to the vehicle ACC power supply terminal, the machine will switch on and off automatically after the vehicle is started and turned off.
- Stick the double-sided tape on the base of the main unit and put it on right place of the car dashboard.

## ► Operating Setting

### 1. Function button

Direction	Description	Working interface	Setting mode
	Turn left	Switch interface	Select data
	Turn right	Switch interface	Select data
	Short press down	Setting menu	Confirm
	Long press down	Setting menu	Return to the previous menu

### 2. Working interface



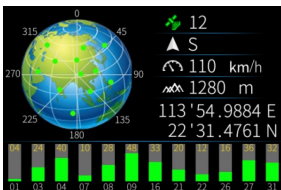
GPS display



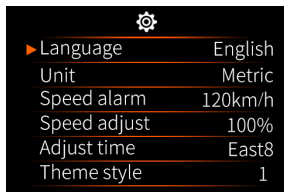
Spirit level display



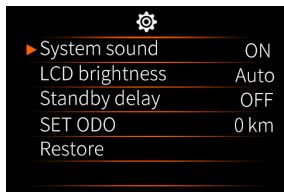
Off-road vehicle slope meter display



Satellite signal display



Setting menu



Setting menu

- Scroll the function button can switch the display interface.
- In the GPS display interface, long press function button to enter the setting menu, toggle left and right to select menu content, short press to enter setting mode.
- Set the parameters, short press function button to save data, long press to exit.

### 3. Icon description



Current mileage



Time



Today's mileage



Battery voltage



Current driving time



Driving direction



E-compass



Altitude

#### ► Parameters

- Working voltage: 5V–35V DC
- Working current: <80mA
- Sleep current: <10mA
- Working temperature: -20°C ~ 75°C
- Product volume: 115mm×75mm×50mm

### ► Packing List

- Main unit
- Retrofit line
- Instruction manual
- Car charging cable
- Double-sided tape

### ► Warranty Service

There are 2 years' warranty for MRCARTOOL product main unit and 1 year warranty for the accessories since the day the customers have received the product parcel.

### ► Warranty Access

- Repair or replace the equipment will be done according to the specific fault conditions.
- We guarantee that all replacement parts, accessories or equipment are brand new.
- When there is a product breakdown that can not be solved within 90 days, customer should provide video and pictures as proof, we will bear the freight cost and provide customer the accessories in need to replace. After receiving the product for more than 90 days, the customer shall bear the freight cost, we will provide the accessory for free to replace.

### ► Not Covered Warranty

- Items that come through the unofficial MRCARTOOL purchase channel.
- Product failure is caused by incorrect use of the product, use for other wrong purpose or human factors.

# **Mrcartool<sup>®</sup>**

**SHENZHEN SHANGJIA TECH CO., LTD**

 [www.mrcartool.net](http://www.mrcartool.net)

 [aftersale@mrcartool.net](mailto:aftersale@mrcartool.net)

 +86-755-27807580

 Shenhua Innovation Park, Shenzhen, China



MADE IN CHINA